



Tuesday 23<sup>rd</sup> September

## KLS Homework & Online Curriculum

Dear Parents/Carers

We would like to share with you all the online platforms we use in school for homework and for class work to support you and your child at home. We thank you for your patience with navigating these systems, and hope the following information will be helpful.

All our platforms use a single sign on using your child's Microsoft 365 account, this means they only need to remember one username and password. Form tutors as well as your child's computer science teacher will run through this with your child in their lessons.

We advise that students complete their homework using a desktop or laptop computer rather than their phones as the functionality and digital skills required are more desired for accessing the curriculum. They do not need their own device at school.

**Step 1:** Use chrome internet browser. For download [Click Here](#)

**Step 2:** Log into Microsoft 365 account [Click here](#)

Microsoft account details:

A students' username will be their school email address:

**[Year of admission/surname/first initial]** @kls.herts.sch.uk

For example: [24bloggsj@kls.herts.sch.uk](mailto:24bloggsj@kls.herts.sch.uk)

Passwords: **Kls [Insert DOB]** e.g Kls01052025

Every student at Kings Langley School already has their own Microsoft 365 account unique to them. This will now include growing access to Microsoft's app suite including Outlook Email, Word, PowerPoint, SharePoint, Excel and OneDrive. You should download the full app suite. We recommend that you download MS Teams, SharePoint, Word and PowerPoint onto any devices students may use for homework, however if you prefer you can also use the app suite through the browser on a desktop or laptop computer.

**For Apple IOS products:**

MS Teams - <https://apps.apple.com/gb/app/microsoft-teams/id1113153706>

SharePoint - <https://apps.apple.com/gb/app/microsoft-sharepoint/id1091505266>

**For Android products:**

MS Teams - [https://play.google.com/store/apps/details?id=com.microsoft.teams&hl=en\\_GB&gl=US](https://play.google.com/store/apps/details?id=com.microsoft.teams&hl=en_GB&gl=US)

SharePoint -

[https://play.google.com/store/apps/details?id=com.microsoft.sharepoint&hl=en\\_GB&gl=US](https://play.google.com/store/apps/details?id=com.microsoft.sharepoint&hl=en_GB&gl=US)

Please find the following platforms which students can access using their Microsoft 365 log in. **Students must log into their Microsoft account before using these platforms.**

English – Bedrock <https://app.bedrocklearning.org/> Massolit- <https://massolit.io/>

Maths - Maths Watch <https://vle.mathswatch.co.uk/vle/>

Science – Seneca <https://senecalearning.com/en-GB/>


Please read through short steps for students to be able to access the content from their lessons through MS Teams. For example, in the event that a lesson is missed you and your child can access the content of the lesson at an alternative time.

**On a computer or laptop follow these instructions:**

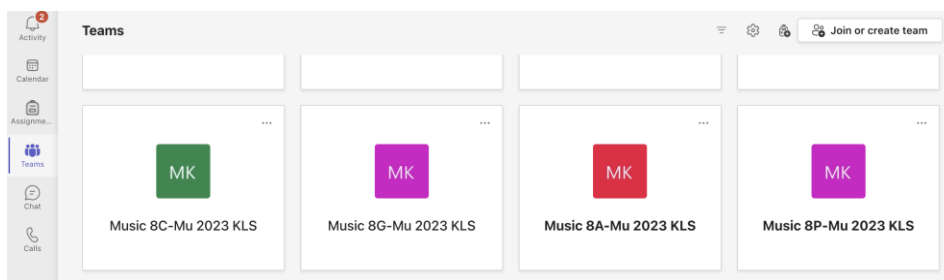
1. Ask your child to log into their Microsoft Account using their school email e.g. [22bloggsj@kls.herts.sch.uk](mailto:22bloggsj@kls.herts.sch.uk) followed by the school password.
2. Once into their microsoft account click on the 9 dots at the top left of their screen



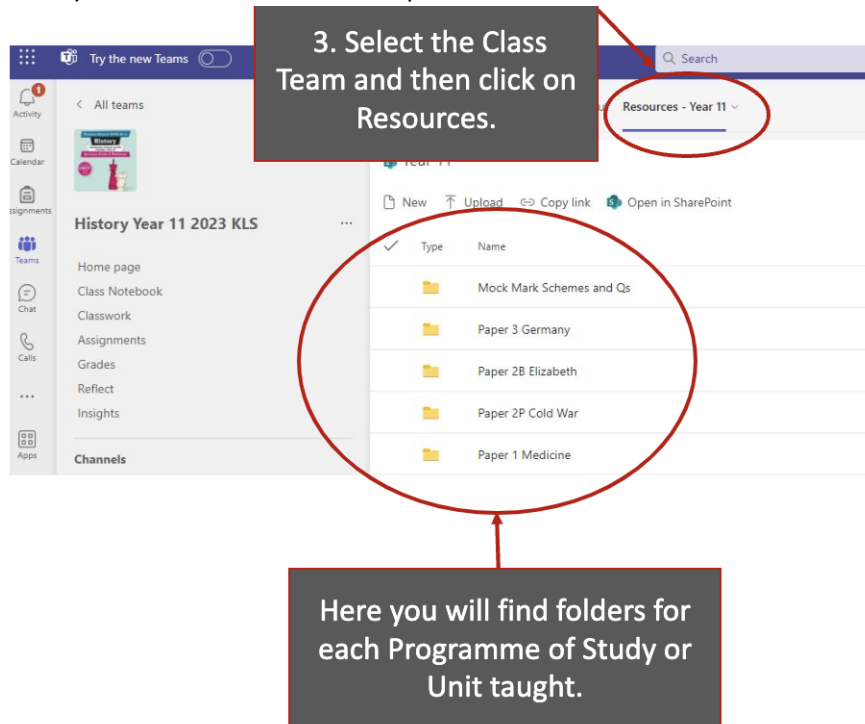
3. Select the Teams App.



4. Open Teams and select one of your class subjects



5. Once your class Team is open click on the Resources tab at the top


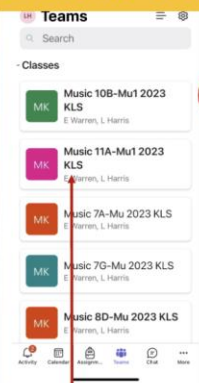
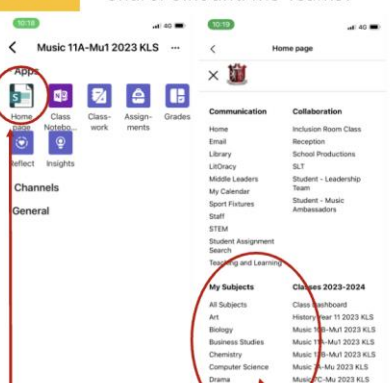

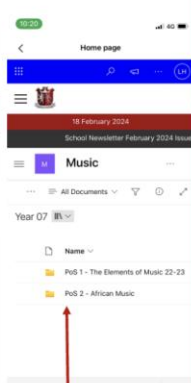


**On a phone or tablet follow these instructions:**

1. Click on the MS Teams App
2. Click on your Class Team.
3. Click on the SharePoint Homepage
4. Click on the subject you want to find
5. Click on your year group folder
6. Access the folders for your lesson resources

## KLS Curriculum is online

Did you know that you can access the school curriculum through SharePoint and MS Teams?

1. Click Team App

2. Click on a class teams

3. Click on SharePoint homepage

4. Click on Subject you wish to access

5. Click your year group folder

6. Access your lesson resources

Steps for phones/tablets

For Further support, please contact Mrs L Harris  
harrisl@kls.herts.sch.uk

A [How to access Teams Guide](#) and a homework support video is available on our school website giving you a step-by-step process to follow. Please do keep in touch with the school and with your child's tutor if you need further assistance.

Once again thank you for your on-going support.

Kind regards,

A handwritten signature in black ink, appearing to read 'L Harris', written in a cursive style.

Mrs L Harris

Digital Strategy Lead

**Principal Assistant Headteacher**